






Autumn 1 Year 4– Homework Challenges

<p>Go for a walk by a river. Sketch what you see or take some photographs.</p> 	<p>Sketch examples of rivers and mountains, around the world. Label the key features.</p>	<p>Write a book review about a favourite text that you have read this half term. Comment on:</p> <ul style="list-style-type: none"> -The Plot (Fiction) or subject (Non-Fiction) - Characters or key facts - Why you would recommend it? - Your favourite part 	<p>Consider how the rural village of Ilkley is similar and different to Wrose and decide where you think would be the best place to live.</p> <p>Justify your argument by referring to specific landmarks and physical and human Geographical features.</p> 
<p>Sit in a quiet place, listen to a piece of classical music and imagine that you are climbing a mountain. Think about:</p> <ul style="list-style-type: none"> -What you would see/hear -How you would feel at various points during the climb - What words describe your feelings at having conquered a mountain? 	<p>Take a trip to Robert's Park can you make a model/ sketch of the features that you see. E.g.: he river, canal, mill, church etc.</p> 	<p>Choose a book that you have read this term. Draw one of the main characters and write a character description. Thinking about:</p> <ul style="list-style-type: none"> - appearance -The part he plays in the story - emotions at various points throughout the story -Why you think the author chose to include this character 	<p>Find out about the highest Mountains in England, Scotland, Wales and Northern Ireland, create a fact file about each.</p> 
<p>Research the height of various mountains in meters and walk the corresponding distance of one of them. Remember you will need to come back down again. For example, Ingleborough is 723 m, therefore you will need to walk 1, 446 m.</p>	<p>Make a healthy and nutritious packed lunch to take on a hike up a mountain or for a walk along a river. Plan your packed lunch before you make it. Either take photographs or draw and label your packed lunch.</p>	<p>Find out some of the foods that the Romans ate.</p> <p>Make a meal/ snack based around what you discover.</p>	<p>Can you make your own phone using plastic cups and string?</p> <p>Can you explain to a family member why this works?</p>