

Reception
2025 -26



Tonight you will find out the following

- What Reception will be like for your child
- Which Base they will be in and with which teacher
- How we will help them to settle quickly
- Any key dates that you need to remember
- A chance for you to ask any questions



The Reception Team

Base 1



Mrs Woolford
Early Years Leader

Mon – Wed



Miss Gray

Wed – Fri

Base 2



Miss Burton

Key Worker



Your child will be allocated a Key Worker for the year to help them settle and encourage home/school links.

If your child is in Base 1, their Key Worker will either be Miss Gray or Mrs Woolford.

If your child is in Base 2, their Key Worker will either be Miss Burton or Miss Jones

Your child will have weekly Key Worker group sessions



The seven areas of learning in the Early Years Foundation Stage (EYFS) framework in England are:

- Personal, Social and Emotional Development
- Communication and Language
- Physical Development
- Literacy
- Mathematics
- Understanding the World
- Expressive Arts and Design.

Within these 7 areas there 17 Early Learning Goals. At the end of their Reception year, your child will be assessed on whether they have met Goal or not. This information will be used to ensure that their transition into Year 1 is as effective as possible.

Drop off and Pick up

- Pick up and drop off is always outside the 2 Reception Bases
- Drop off at **8.45**
- Pick up at **3.25**
- Staff will always be on the door to fill you in on your child's day. If you need to speak to a member of staff, afternoon pick up is usually better, as they will have more time
- Children will enter school independently
- Please be mindful of the Reception outdoor equipment, which should not be played with at drop off and pick up times



How our Reception classes work



































- Two bases working as 1 unit
- Each child will be allocated a base to register in and have their Maths, English and Curriculum lessons in
- Each child will have a class teacher but will work regularly with all staff in the Reception unit
- Children will free flow between both classrooms and the outdoor area for the majority of the day





Curriculum



Reception						
Theme	Autumn 1 Myself and Families	Autumn 2 Woodland	Spring 1 Space	Spring 2 What can you see?	Summer 1 Castles	Summer 2 Around the World
Stories	    	   	     	     	     	    

Photos of provision





Learning about our families



Building dinosaur land



Shopping in the supermarket



Observing tadpoles



Outdoor Learning



The benefits of outdoor play:

- It develops gross motor skills and co-ordination
- Children work collaboratively in their play
- Play can be on a big scale
- Children can be more active
- It provides brilliant opportunities for language and communication development
- It teaches children to be resilient



Mud kitchen



Climbing and
balancing



Construction



Games



Maths



Physical

Designing and making

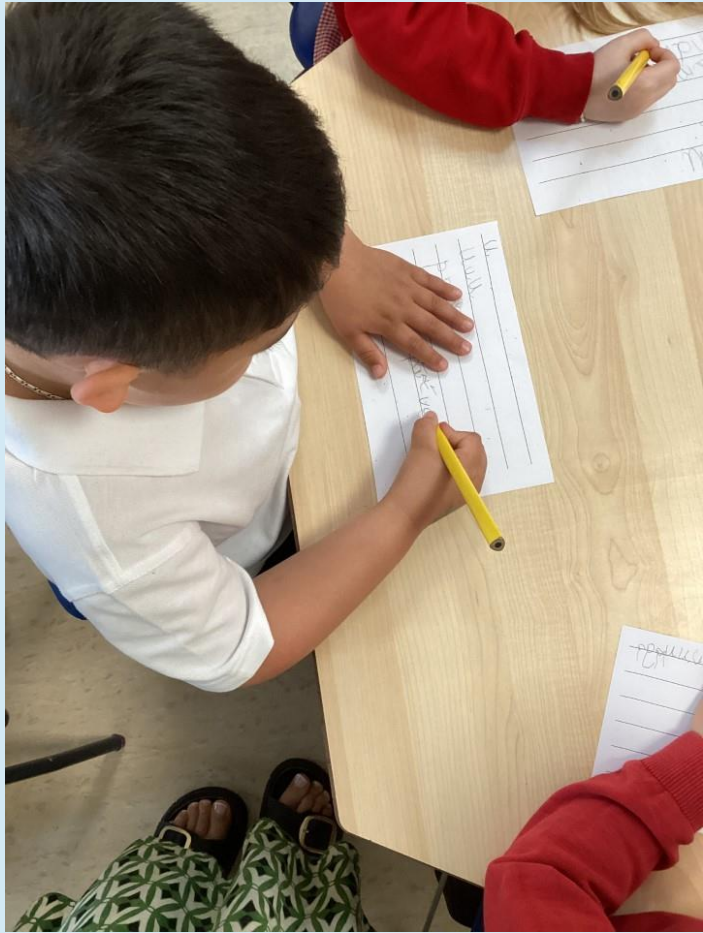


Water play





Music and performing

Read Write Inc. Phonics



Drawing Club



Every day children will:

- Listen to a story
- See writing being modelled
- Talk about the book
- Draw a picture
- Write a letter, word, phrase or sentence

Maths



- Taught daily
- Every day children will sing a number rhyme, count, form numbers, revisit past learning
- Maths is always practical and very hands on
- Children will get a chance to practise what they have learnt in provision
- Those children that need further teaching on a daily basis will be provided for
- There are a lot of Maths opportunities in outdoor play



P.E




- Your child will do P.E once a week
- We will notify you as soon as we can in September, as to which day this will be
- They should come to school in their P.E kit


P.E Kit

- Plain white T Shirt or with school logo
- Black shorts OR black tracksuit bottoms (plain black leggings may also be worn)
- Plain black tracksuit top or red Low Ash sweatshirt or Low Ash P.E. hoodie
- Trainers (fancy designer trainers are discouraged)
- All items should be plain. Football kits etc. are not acceptable

Enhancing our learning with off site visits



Our Trips - Wrose Wetland area, Skipton Castle, The Yorkshire Wildlife Park



Lunch time

- Lunch time is at 11.35
- Children can have school dinners or packed lunch, or a mixture of both
- They will be the only children in the hall until 11.50
- If they have school dinner, they can choose from a hot or cold option
- Reception staff will always help the children and stay with them until they are settled

Please sign up
after the meeting
to come for lunch
with your child...




OPAL play at lunch time



Parental Involvement opportunities

- Tapestry
- Tapestry Bear
- Information sessions e.g. Phonics and reading
- Stay and Play each half term
- Core Book
- Special events e.g. Christmas crafts and sports day
- 2 consultation evenings throughout the year
- Family breakfast



We record 'WOW' moments of your child on Tapestry. You will be able to log in and view what your child has done at school via the app.

We welcome you to upload photos and videos of things your child does at home. This allows us to talk to your child about their interests, visits and achievements outside school.



During the holidays Isaac and his family went to the caravan at Scarborough!!
He had lots of fun digging moats for his castle, going on the pirate ship, watching the Dolphins in the sea and eating lots of yummy fish and chips and ice-cream! We also went on the open top bus and went swimming in the pool!



Reception Summer 1

Parental letter

Here is our newsletter for the half term.



Fine motor control

Try these activities at home to develop control and co-ordination when writing:

-Practise letter formation. Look carefully at how the letter sits on the line

-Make capital letter and lower case cards and play a matching game.

-Cut out a picture from a magazine and try and write a caption underneath.

-Re-tell your favourite story on paper. Who are the main characters?, what are their names? Where did they go?

Maths

This term we will be:

-Counting to 20 and beyond. Looking

-At counting strategies.

-1 more 1 less

-Number doubles to 5 (10) and showing different ways to represent these.

-Identify smaller numbers in larger numbers.

-Sorting odd and even numbers

- 2D/ 3D shapes

- Length, height, time (morning, evening, day, night, yesterday, today , tomorrow)

Topic

Our topic this half term is entitled

Kings, Queens and Castles

We will focus on how a place has changed and identify similarities and differences. We will visit a castle and observe how life has changed.

Science

We will investigate and talk about the life cycles of animals (frogs!) We will watch and observe how tadpoles grow and record our findings.

We hope we can visit the Wetlands again to observe seasonal changes and take pictures of fauna and fauna we can find!

Rhymes of the week

Sing a song of sixpence

Sing a song of sixpence,
A pocket full of rye,
Four and twenty blackbirds
Baked in a pie.
When the pie was opened
The birds began to sing—
Wasn't that a dainty dish
To set before the king?

The king was in the counting-house
Counting out his money,
The queen was in the parlour
Eating bread and honey,
The maid was in the garden
Hanging out the clothes.
Along came a blackbird
And snipped off her nose.



Old King Cole

Old King Cole was a
merry old soul and
a merry old soul was he.
He called for his pipe and
he called for his bowl and
he called for his fiddlers three.
Every fiddler, he had a fiddle
and a very fine fiddle had he;
Oh, there 's none so rare,
as can compare with King
Cole and his fiddlers three



Five little tadpoles swimming near the shore.
The first one said "Let's swim some more."
The second one said "Let's rest awhile."
The third one said "Swimming makes me smile."
The fourth one said "My legs are growing long."
The fifth one said "I'm getting very strong."
Five little tadpoles will soon be frogs.
They'll jump from the water and sit on logs.



Let's Build a Castle!

V1

Let's build a castle,
Let's build it tall,
With a moat around it
And a very thick wall.
Let's build a gatehouse,
Let's build it right,
With slits for arrows
We'll soon be ready to fight!

Let's build a castle,
Let's build it tall,
With a moat around it,
And a very thick wall.
Let's build a dungeon,
That's dark and cold,
To put the people
Who just won't do as they're told!

V3

Let's build a castle,
Let's build it tall,
With a moat around it,
And a very thick wall.
Let's build a turret,
That's strong and stout,
And have a drawbridge
To keep the enemy out!

Group action song sung to "I'm a Little Teapot"



See the little frogs swimming in the pool?
The water's great - it's nice and cool.
When they get all cleaned up out they'll hop,
Squeaky clean from bottom to top.
See the little frogs on the lily pad
Trying to catch flies, they are getting sad.
When they catch one, they'll gobble it up -
Back in the water they'll go - KERPLOP!




These are the books that we will be reading this term.



Fiction



Non-fiction



This half term we will learning about the artist **Paul Klee** (pronounced clay) We are going to use our mixing skills to recreate his painting. **The Castle and Sun.**



We will use this picture to investigate shape and building for a purpose too. How do shapes fit together? Can we use the bricks and scrap materials to build our own castles?



Things to do with your child this term:



- Go on a walk to look for changes to the environment. What flowers and trees can you spot.
- Visit a local wildlife area. Can you find any tadpoles, lambs? Baby birds?
- Learn the names of some common trees. Are the leaves the same or different?
- Can you make a castle at home using things you can find around the house?
- Design a dress or outfit for as knight or princess.
- Read some books castles.
- Can you learn a new song you can sing to your friends in class?

Remember to upload any photographs on to Tapestry.



Uniform




- Long grey tailored trousers
- Grey skirt or pinafore dress/checked summer dress
- White shirt with short/long sleeves
- Red jumper or cardigan
- White or grey socks or tights (red tights allowed, but no pattern)
- Wellies for outdoor play

Waterproof coat and trousers for outdoor play



Home Visits



- These will take place on **1st, 2nd and 3rd of September**. Just before your child starts school
- The aim of the visits is to meet your child in an environment that they are comfortable in. We will bring some activities and books to share with your child, but they may also like to share their favourite toys
- The visit will last about 20 minutes
- Importantly, the visit will help your child settle more quickly when they start school.
- The date and time of your home visit is in your pack. Please let us know ASAP if you are not going to be in

Important Dates



- Stay and play - **Wednesday 2nd July 9.30 - 11.00**
- Lunch visit - **Wednesday 9th July - Friday 11th July 11.15**
- Teddy Bear's picnic- **Monday 14th July 3.45 - 4.30**
- Home Visits - **Monday 1st September - Wednesday 3rd September.** You will be given a time.
- Start school on either **4th September** or **8th September**

Helping your child to become school ready

- Talk to them about starting school and show them pictures
- Help children to become independent in dressing
- Help them to become independent in toileting and self care. Support will be given at school for those children that need it
- Help children to recognise their own name
- Play turn taking games
- Read lots of books and talk about them
- Have a wonderful summer with your child, with as much outdoor time as possible





Please enter search terms 🔍

EYFS in Schools

Early Years Service

We predominantly work with LA maintained schools, but our traded service offer and SLA package can be bought by any school across the Bradford district.



Main Menu

- [Homepage](#)
- [Meet the Team!](#)
- [Assessment and Moderation](#)
- [EYFS in Schools](#)
- [Headteacher Performance Management](#)
- [Teaching & Learning Reviews](#)



Facebook



City of
BRADFORD
METROPOLITAN DISTRICT COUNCIL



Starting Reception in Bradford



Search



All tools



- Export a PDF
- Edit a PDF
- Create a PDF
- Combine files
- Organize pages
- Add comments
- Request e-signatures
- Scan & OCR
- Protect a PDF
- Redact a PDF
- Compress a PDF
- Prepare a form
- Fill & Sign


Get Adobe Express for free

Easily create, edit and organize PDFs that stand out with unique text effects, fonts, images, graphic elements and more.

Try now



Scan the QR codes to access useful websites



18

19

