

Reception

Week commencing 10.02.2025

Here is our newsletter for the half term.

Fine motor control

Try these activities at home:

Peg some clothes on a washing line

Thread beads to make a necklace

Cut out some shapes to make a picture


Use the letter formation sheet that we sent home to practise writing each letter



Maths

This term we will be:

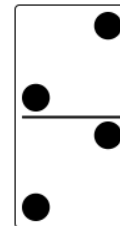
Counting to beyond 20



Say a number that is 1 more or 1 less than a given number to 10

Combine 2 groups to make a total of 7, 8, 9 and 10

Double numbers up to $5+5=$



Using a tens frame to subitise numbers

Topic

Our topic this half term is entitled **What can you see?** It will incorporate learning about the signs of spring and making careful observations about the world around us. We will also visit Salts Gallery, where the children will enjoy looking at the Hockney exhibition, **20 flowers**.

Science

We will be looking at the signs of Spring and thinking about how this season is different to Winter and Autumn.

We will also be learning about the life cycle of a plant. We will show our understanding by drawing pictures and writing about the different stages.

The children will also begin to name and compare plants. We will visit Wrose Wetlands to look at plants in the local environment.

Rhymes of the week

Week 1



Week 2

Yellow, yellow daffodil, dancing in the sun,
Oh yellow, yellow daffodil, you tell me spring
has come. I can hear a blue bird sing, and
hear a robin call. But yellow yellow daffodil I
love you most of all.



Week 3

Oats and beans and barley grow,
Oats and beans and barley grow,
Not you, nor I, nor anyone know,
How oats and beans and barley grow.

First the farmer sows the seed,
Then he stands and takes his ease,
Stamps his feet and claps his hand,
And turns around to view the land.

Oats and beans and barley grow,
Oats and beans and barley grow,
Not you, nor I, nor anyone know,
How oats and beans and barley grow.

First the farmer sows the seed,
Then he stands and takes his ease,
Stamps his feet and claps his hand,
And turns around to view the land.

Week 4



**The grass is green,
The sky is blue,
The moon is white,
The clouds are, too.
The sun is yellow,
The trees are brown,
The leaves are red
When falling down,
The sunset's orange,
The air is clear,
What a colorful world
We have right here!**

Week 5

Sing a song of sixpence

Sing a song of sixpence, a pocket full of rye
Four and twenty blackbirds baked in a pie
When the pie was opened the birds began to sing
Oh wasn't that a dainty dish to set before the king!




The king was in his counting house counting out his money
The queen was in the parlour eating bread and honey
The maid was in the garden hanging out the clothes
When down came a blackbird and pecked off her nose!

Week 6

I plant a little seed
In the ground,
Out comes the sun,
Big and round.
Down come the rain drops,
Soft and slow,
Up comes a flower,
Grow, grow, grow!



These are the books that we will be reading this term.



This half term we will be learning about the local artist David Hockney and looking at some of his paintings of flowers. This is his famous painting of daffodils.

Ask your child:

- What can you see?
- What colours can you see?
- How does the painting make you feel?
- How do you think they grew?
- Why do you think Hockney painted daffodils?



Things to do with your child this term:



- Go on a walk to look for the signs of spring
- Learn the names of some common plants
- Create a piece of art, with flowers as the focus
- Collect some natural materials e.g. leaves, bark, petals to create a sculpture or picture
- Read some books about spring, plants or growing
- Learn to play a new game
- Make some chocolate, crispy buns
- Talk about childhood memories that you have



Remember to upload any photographs on to Tapestry.