

Key Stage One
Year 2
2024 - 25

The Year 2 teachers...



Mr Midgley & Miss Waddington

Mrs Rendell will also be with 2W
some mornings.

The Year 2 team...



Miss Towriss

Mrs Page

Mrs Stainsby

Miss Brogan


Miss Baldwin

Miss Lickley

Miss Mullaney

Miss Kauser

Miss Hempsey



Expectations behaviour and attitude










- Consistent approach, following the school behaviour policy
- Positive praise and rewards
- We aim to foster a 'can do' attitude, which in turn encourages children to be the best that they can possibly be
- We regularly celebrate success



Behaviour Ladder- Pupil Guide (update 31.08.2022)



Pre-Stage 1: Reminder of Expectations		
1	 Verbal Warning We will not speak with home	Low-level disruption Swearing on chair, calling out, answering back or disrupting the learning of others Lack of respect for school property
2	 5-minute reflection We will not speak with home *Y4-6 lose behaviour point	Continuing low-level disruption You have not responded to your verbal warning
3	 *10-minute reflection We might need to speak with home	Inappropriate behaviour or language that was unintended Swearing (with no understanding of meaning), any form of discrimination Low-level physical contact Pushing to get somewhere Irritating physical contact e.g. tapping someone repeatedly Deliberate damage to school property or resources
4	 *Move to another class - 10-minute reflection We will speak with home	If it's your third 10-minute reflection in 1 week Physical contact but you didn't mean to hurt the other person e.g. Pushing to the front and someone falls over Damage to school property or resources that cannot be easily fixed e.g. scuffing the table with a ruler, graffiti Refusal to follow an adult's instructions
5	 *Visit to Phase Leader or FLT member NOTE: minimum sanction is missing of next break/lunch We will speak with home	Intentional inappropriate behaviour or use of language Swearing or any form of discrimination Physical violence that intentionally causes harm Punching, kicking, fighting, push and/or pulling with deliberate force Lasting damage to school building, property or resources IT equipment, windows etc
6	 *Visit to Mr Hurst, Mrs Robinson or Miss Grimshaw We will speak with home	After two visits to the Phase Leader in 1 week
7	 *Visit to Headteacher We will speak with home	Further red or amber incidents even after visiting Mr Hurst, Mrs Robinson or Miss Grimshaw



Be kind and caring
towards others



Listen carefully and
follow instructions

We reward children's
good behaviour and
now have
'Four Golden Rules'



Be focused and
committed to learning



Be respectful towards
other people and
equipment



Uniform



- Grey trousers or shorts, skirt or dress
- White polo shirt
- Red cardigan or jumper
- P.E kit must be worn on a PE days - Black/navy shorts or tracksuit bottoms, plain white t-shirt, black/navy/red sweatshirt, trainers.
- No Logos




PE Days



- 2M Monday & Tuesday
- 2W Monday & Thursday

Attendance



Please help by ensuring:

- Your child attends school every day
- Your child is aware of our attendance reward system and is proud of their attendance
- You inform school if your child is sick
- You do not book holidays during term time

We will encourage your children to be confident communicators by:



- Building opportunities to communicate into every lesson for **all** children
- Using talk stems to help children structure their speech
- Having clear talk rules in the classroom
- Making sure that 'talk' is just as important as reading and writing

Writing






We would like children to:

- Write in well punctuated sentences
- Write cohesively
- Use adjectives to add description to their writing
- Use conjunctions to join 2 parts of a sentence
e.g. but, and, because, so, if
- Spell most words accurately
- Read back their own writing
- Correct and improve their own work











English texts



Read Write Inc. Phonics



ea  cup of tea	oi  spoil the boy			
a-e  make a cake	i-e  nice smile	o-e  phone home	u-e  huge brute	aw  yawn at dawn
are  care and share	ur  nurse with a purse	er  a better letter	ow  brown cow	ai  snail in the rain
oa  goat in a boat	ew  chew the stew	ire  fire, fire!	ear  hear with your ear	ure  sure it's pure

How your children will learn to be fluent readers and to love books:



- Daily Phonics lessons
- Daily Reading lessons
- Taking home a reading book
- Regular access to the class reading area
- Visiting the KS 1 library on a weekly basis
- Sharing a class text daily
- Rewards from the book vending machine
- Reading opportunities planned in lessons across the curriculum
- Reading to an adult as often as possible

How you can help your child to love books and be a fluent reader...



- Read to them
- Talk about your favourite books
- Reread favourite books
- Visit the library
- Take turns at reading with your child
- Ask them questions about the book
- Encourage your child to retell or act out stories
- Encourage your child to draw pictures or write about favourite stories
- Attend Reading and Phonics information sessions at school

Maths



- Place Value (up to 100)
- Addition and subtraction facts (up to 20)
- Multiplication and Division (including the 2, 5 and 10 times tables)
- Properties of shape – common 2D and 3D shapes.
- Simple Fractions.
- Measurement – Length and Height.
- Position and Direction (Please see our resources)

Geography

Mapping skills in the local area

The British Isles compared with Cape Town

Northern Europe



History



Explorers – Captain Cook, Amelia Earhart, Ibn Batutta

The Great Fire of London

Florence Nightingale and Mary Seacole

Science

Observe
over time

Investigate

Uses of everyday materials

Build on
knowledge

Animals including humans

Plan

Plants

Living things and their habitats

Test

Conclude

Cmpare

Enhancing our learning with off site visits




Our word of the week is ...

Wednesday, 26th September

26 9.17

CLEVERTON PUS

ACT DELINEATION OF THE CITIES OF LONDON AND WESTMINSTER AND THE SUBURBS
together wth the Borough of SOUTHWARK And All the Through-streets Highways Streets Lanes & Common Alleys wth in & about
Compeild by a State and Map-makers direction by the Surveyor of the Cities of London & Westminster





31 → 9 → 6
30 → 9 → 6
30 → 9 → 6

Maths

Big Maths

20th September 2017

Adding

Subtracting

Multiplying

15 + 15 = 30
15 + 15 = 30
15 + 15 = 30

48 + 26 = 74
196 - 100 = 96
100 - 10 = 90

Get on top of the numbers!

100

10

1

20th September 2017

2 white 15
5 x blue 4 x 4









Trips and Visitors this year



Autumn 1 – will be focused on the local area where we will go on walks around our locality.

Autumn 2 – Polar Express Day

Spring 1 – History focus Visit by William Petty to tell us about The Great Fire of London

Summer 1 – Science focus Visit to Harlow Carr Gardens, Harrogate

Summer 2 – Trip to Filey. Geography and English focus



Fantastic Friday



Cooking
Forest School
First Aid




How will your child be assessed in Year 2?



We will assess whether your child is working at, below or above **Age Related Expectations (ARE)** by the end of the year. We will assess this through:

- Well planned and delivered lessons
- Regular feedback
- Weekly maths and spelling tests
- Reading sessions
- Half termly tests
- Teacher Assessment



Homework



Listen to your child read their reading book x 3

Share your child's library book with them

Share any books that your child enjoys reading at home

Support with times tables

Learn weekly spellings. Your child will be tested on these.

How you can support and help your child achieve their very best



- Talk to them about their day at school - Marvellous Me! (more info to follow)
- Hear your child read
- Support with Spellings and Times Tables
- Ask them questions about their learning
- Ensure they attend school every day
- Attend parent consultations evenings
- Attend curriculum celebrations e.g. assemblies
- **Be proud of your child's achievements!**