

Welcome to Reception Phonics Workshop

Tuesday 13th October 2020


























What is phonics?

Words are made up from small units of sound called phonemes. **Phonics** teaches children to be able to listen carefully and identify the phonemes that make up each word. This helps children learn how to read and spell words.

There are 44 Phonemes.
They are made up of either 1, 2 or 3
letters.

Phase 2 Sound Mat


h 	b 	ck 	e 	i 	n 	s 	a 
f 	ff 	u 	r 	m 	d 	t 	p 
g 	o 	l 	ll 	c 	k 	ss 	

Phonemes made from two letters are called **digraphs** and phonemes made from three letters are called **trigraphs**.

Phase 3 Sound Mat

oo 	oo 	ai 	ee 	y 	z 	j 	v 	
ar 	or 	igh 	oa 	zz 	qu 	w 	x 	
ch 	sh 	ur 	ow 	th 	ng 	air 	ure 	er 

Correct pronunciation is vital.



Correct pronunciation is vital!

c not cuh or cee

b not buh or bee

a not ay

We encourage the children not to put the 'uh' sound on the end of letters as it makes it trickier when they come to blend sounds when reading.

<https://www.youtube.com/watch?v=UCI2mu7URBc&feature=youtu.be>

We also teach the letter name, its phoneme and its grapheme (which is how it is written).



Phonics is taught daily in two small groups.
This enables us to provide more focussed,
practical, individual teaching.
Each lesson follows the same format:

Revisit/Review
Teach
Practice
Apply

We learn the letter sounds through songs,
rhymes, actions and lots of repetition.


<https://www.youtube.com/watch?v=jvAYUv>


QURGo

A a

a *Tune: Skip to My Lou*

/a/-/a! Ants on my arm.
/a/-/a! Ants on my arm.
/a/-/a! Ants on my arm.
They're causing me alarm.

 **Action:** Wiggle your fingers above the elbow, as if ants are crawling on you, and say a, a, a, a!



Games and activities to support learning phonemes

Sound buttons are circles or spots that can be written underneath a sound to support reading. When you touch the **sound button** you then practice saying the **sound** aloud.

at



twinkl.com

sat



twinkl.com

Initial Sounds Bingo

The image displays six bingo cards arranged in a 2x3 grid. Each card features a 2x3 grid of illustrations and a central letter card. The cards are:

- Top Left (Purple border):** Letter 'p'. Illustrations: Apple, Penguin, Sun, Tortoise, Net.
- Top Middle (Blue border):** Letter 'a'. Illustrations: Panda, Apple, Sun, Ant, Bear.
- Top Right (Green border):** Letter 'i'. Illustrations: Bear, Penguin, Snake, Tortoise, Anchor.
- Bottom Left (Yellow border):** Letter 'n'. Illustrations: Penguin, Nuts, Anchor, Sun, Net, Tortoise.
- Bottom Middle (Orange border):** Letters 's' and 't'. Illustrations: Bear, Apple, Snake, Ant, Bear.
- Bottom Right (Pink border):** Letters 'i' and 'n'. Illustrations: Anchor, Snake, Jar, Panda, Net, Nuts.

ink saving Eco

Matching picture to the word.
Put a peg on the correct word.



cot

cat



cot


cat



tap

dog

pin



pin

mud

fin

ink saving

Ec

Matching captions to words



pat a dog



a cat in a
hat



a nap in a
cot

ink saving Eco

Helpful Websites

<https://www.phonicsplay.co.uk/>

<https://www.bbc.co.uk/bitesize/topics/zf2yf4j>

<https://www.bbc.co.uk/cbeebies/shows/alphabetblocks>




High Frequency and Tricky Words

We also teach the children the first 100 most used 'High Frequency' Words.

Many of these words are decodable and some of these words cannot be sounded out; we call these 'Tricky Words' such as no, go, to, the, said.

It is important that children learn to read the high frequency words by sight.

(You will receive these when your child brings home their first reading book).



Phase 2, 3 and 4 Tricky Words

Phase 2

I
no
the
to
go
into

Phase 3

he
she
we
me
be
you
are
her
was
all
they
my

Phase 4

said
have
like
so
do
some
come
little
one
were
there
what
when
out

twinkl



Reading Books

We will be sending Reading Books home next week.

Some books may not contain any words. This encourages your child to tell the story themselves and helps to develop story language. 2 Reading Books will be sent out every Monday and must be returned every Friday. This allows us to quarantine the books over the weekend before sending them home with another child.

Reading at Home

read the
story out
of order

cover the
pictures

talk about
the
pictures

spot high
frequency
and tricky
words

use
intonation
when
reading the
story

re-read pages
and sentences
to encourage
fluency

Talking
about what
will happen
next



Story Books

You can also share story books with your child as often as possible. This builds up their story language, comprehension, rhythm and rhyming skills.

Reading Reward Scheme

If your child reads 3 or more times in a week, we will put a star in their reading record book.

Once they have 5 stars they will receive a **green** reader certificate.

When they have 15 stars they will receive a **blue** reader certificate

When they receive 30 stars they will receive a **red** reader certificate



Handwriting

How to Write Letters

a b c d e f g h i j k l m n o p q r s t u v w x y z

twinkl.com

Cursive handwriting
start at the bottom of the letter. Keep pencil on the paper.



Rainbow Challenge

In Reception we have introduced the 'Rainbow Challenge' to the children.

This runs alongside the learning and supports the children in making choices and trying new activities out during continuous provision.

There are 6 different tasks, each assigned to 6 different colours of the rainbow. The tasks are linked to different areas of the EYFS curriculum.

When a child has completed a task, a lollipop of the corresponding colour is placed in their Rainbow 'Pocket.' The target is to complete the 6 tasks each fortnight and make a 'rainbow' with their lollipop sticks. If your child does this, they will receive a Rainbow Challenge certificate.

This is a fantastic additional layer to our already extensive continuous provision we have here at Low Ash Primary School.



Questions and Answers

There were no questions asked in the Zoom meeting.

